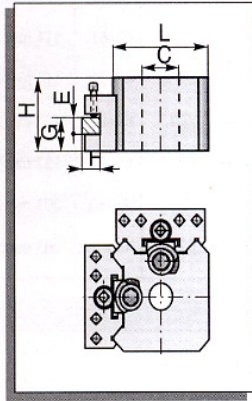
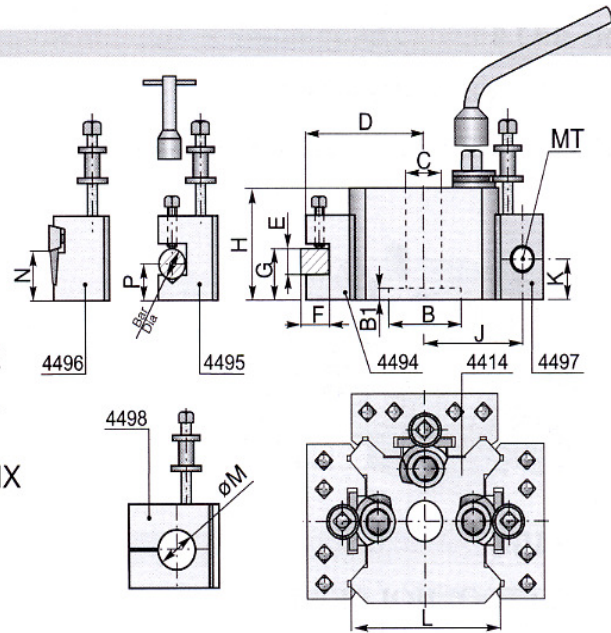


QUICK CHANGE TOOLPOST

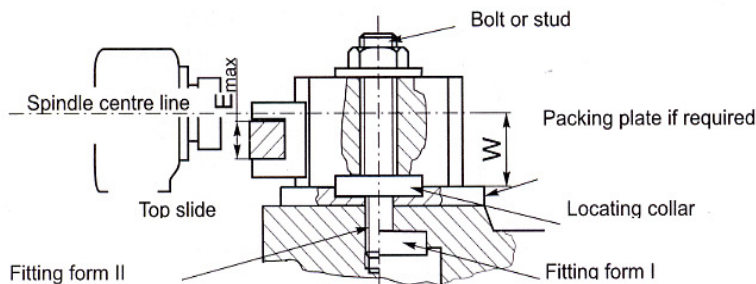
Size T.00.M
T.00.B
T.0



Size T.1
T.1.X
T.2
T.2.T
T.3
T.3.HX



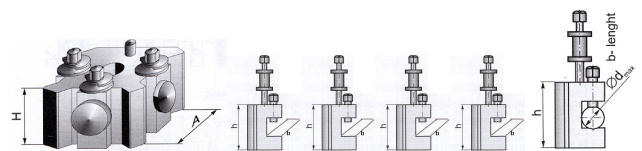
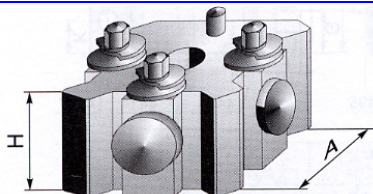
Size	H	B	B ₁	C	D	E	F	G _{max}	G _{min}	Bar Dia	P _{max}	P _{min}	Taper	J	K _{max}	K _{min}	L	N	M
T.00.M	37,0	—	—	11,2	50,0	10,0	11,0	27,0	17,0	11,0	22,5	12,5	—	—	—	—	58,0	16,0	—
T.00.B	42,0	—	—	16,0	50,0	10,0	11,0	32,0	17,0	11,0	27,5	12,5	—	—	—	—	58,0	16,0	—
T.0	51,0	22,22	5,0	19,0	62,0	19,0	13,0	36,5	20,5	16,0	32,0	16,0	1	52,5	28,5	16,0	73,0	27,0	19,0
T.1	63,5	31,75	6,5	19,0	62,0	19,0	13,0	46,0	30,0	16,0	44,5	25,5	1	52,5	41,0	22,0	73,0	27,0	19,0
T.1.X	73,0	31,75	6,5	19,0	62,0	19,0	13,0	57,0	35,0	16,0	54,0	32,0	1&2	52,5	51,0	28,5	73,0	27,0	19,0
T.2	71,5	44,45	8,0	25,5	74,5	19,0	19,0	52,5	36,5	19,0	46,0	24,0	2	65,0	47,5	27,0	97,0	33,5	25,4
T.2.T	76,0	44,45	8,0	25,5	84,0	25,5	25,5	58,5	39,5	19,0	50,0	24,0	2	70,0	51,0	27,0	106,0	33,5	25,4
T.3	95,5	50,80	9,5	25,5	101,5	31,5	25,5	74,5	51,0	25,5	51,0	28,5	3	85,5	58,2	36,5	125,5	39,5	38,0
T.3.HX	108,0	50,50	12,5	25,5	101,5	31,5	25,5	84,0	62,0	25,5	65,0	41,0	3	85,5	58,2	36,5	125,5	39,5	38,0



Size	W	max. tools size	
		E _{max}	bolt size
T.00	33,5-19,0	12	11,5
T.0	36,5-21,0	12	16,0
T.1	46,0-30,0	20	16,0
T.2	54,0-36,5	20	16,0
T.2.T	55,5-40,0	25	16,0
T.3	73,0-51,0	32	24,0

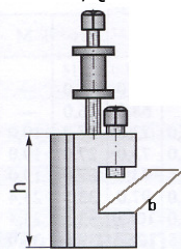
TORRE

Conjunto torreta c/4 soportes rectos + 1 redondos

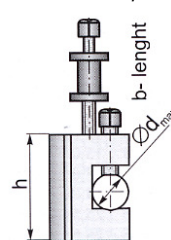


Modelo	A	H	Cap.torno	TORRETA		CONJUNTO COMPLETO	
				Ref.	€	Ref.	€
T.00.M	48	37	Até 89mm	464414T048037		464414TX0	
T.00.B	48	42	Até 89mm	464414T048042		464414TX1	
T.0	62	51	Até 114mm	464414T062051		464414TX2	
T.1	62	63	114-127mm	464414T062063		464414TX3	
T.1.X	62	73	114-127mm	464414T062073		464414TX4	
T.2	82	71	127-203mm	464414T082071		464414TX5	
T.2.T	82	76	127-203mm	464414T082076		464414TX6	
T.3	100	92	203-292mm	464414T100092		464414TX7	
T.3.HX	100	108	203-292mm	464414T100108		464414TX8	

SUPOORTE P/QUADRADOS

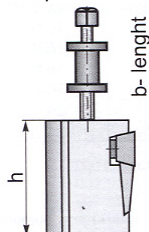


SUPOORTE com cava P/REDONDOS

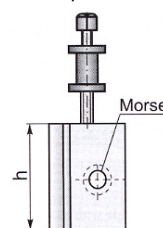


Modelos		h	Ref.	€	Modelo		d Max	Ref.	€
T.00.M	T.00.B	27	464494048		T.00.M	T.00.B	11	464495048	
T.0		44	464494062		T.0		16	464495062	
T.1	T.1.X	44	464494062N		T.1	T.1.X	16	464495062N	
T.2		57	464494082		T.2		19	464495082	
T.2.T		50	464494082N		T.2.T		19	464495082N	
T.3	T.3.HX	70	464494100		T.3	T.3.HX	25.5	464495100	

SUPOORTE P/LAMINAS SANGRAR

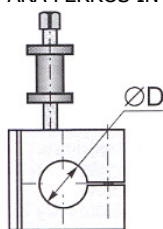


SUPOORTE P/CONE MORSE

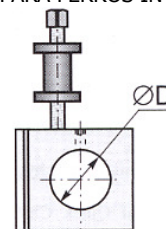


Modelos		h	Ref.	€	Modelo		Cm	Ref.	€
T.00.M	T.00.B	32	464496048		T.0		1	4644970621	
T.0- T.1	T.1.X	47.5	464496062		T.1	T.1.X	1	4644970621N	
T.2	T.2.T	57	464496082		T.1	T.1.X	2	4644970622	
T.3	T.3.HX	70	464496100		T.2	T.2.T	2	4644970822	
					T.3	T.3.HX	3	4644971003	

SUPOORTE PARA FERROS INTERIORES



SUPOORTE PARA FERROS INTERIORES



Modelos		ØD	Ref.	€	Modelos		ØD	Ref.	€
T.0- T.1	T.1.X	19	464498062		T.0- T.1	T.1.X	25	464499062	
T.2	T.2.T	25.4	464498082		T.2	T.2.T	32	464499082	
T.3	T.3.HX	38	464498100		T.3	T.3.HX	40	464499100	